

DEERFIELD POLICE DEPARTMENT



Semi-Annual Report
2021



Kent Street, Village Manager:

On behalf of the men and women of the Deerfield Police Department, I am pleased to submit the Semi-Annual Report for 2021. This working document provides an overview of the traffic and criminal activity the Department has encountered during the first six months of the year. This report also describes the actions taken by our police officers to improve the quality of life in Deerfield.

I would like to take this opportunity to thank you, the Mayor and Board of Trustees, for your dedicated support of our professional and policing efforts.

Respectfully,



John J. Sliozis
Chief of Police



Thomas M. Keane
Deputy Chief of Administration

John J. Sliozis
Chief of Police

Brian J. Budny
Deputy Chief of Patrol



Mission & Values



Mission Statement

With respect and dignity, the Deerfield Police Department will provide professional and ethical service through partnership with citizens and proactively identifying risks to Deerfield's quality of life.

The Police Department has identified nine continuing goals that help accomplish this mission:

- Prevention of crime
- Apprehension of offenders
- Recovery and return of property
- Safe movement of traffic
- Provision of services unavailable from other public and private welfare agencies
- Prevention of substance abuse in the community
- Education of juveniles, informing them of their legal responsibilities
- Education of the public in the steps it can take to reduce the probabilities of becoming the victim of criminal attack
- Participation in the implementation of disaster and disorder services

Values

Core values guide and inform all of an organization's interactions and reflect assumptions about the agency's identity. A basic understanding of Deerfield Police Department's values ensures that each staff member is clear on the ideals needed to achieve goals and objectives.

The Deerfield Police Department has identified the following values:



Professionalism in day-to-day activities of law enforcement and serving the community

A community that is **safe** for its residents and visitors

A **balance** of service, training, career development, and personal time that provides staff with the opportunity for success at the work place and home

Human rights that are the foundation of the country and society

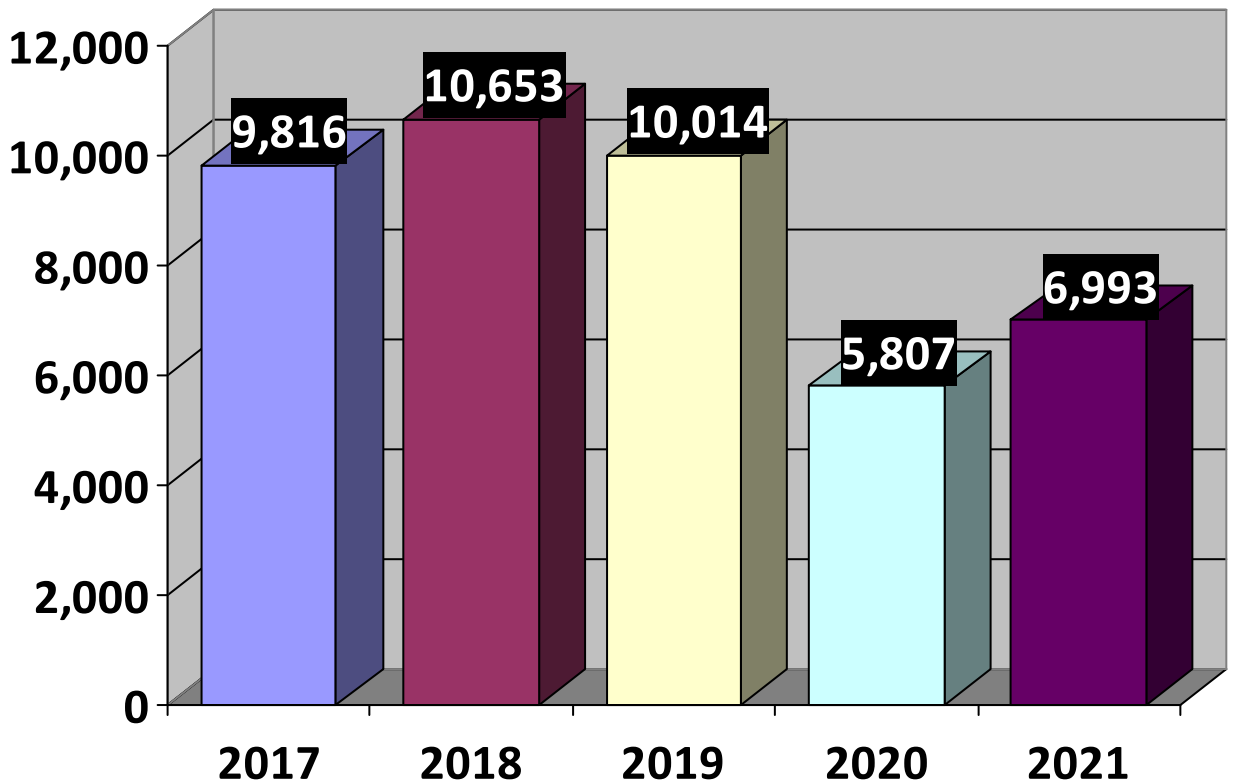
Calls for Service

“Calls for Service” is a term used by police to describe the activity generated by crime complaints, requests for service, and other police workload which cannot be categorized as either (A) inspectional service; (B) routine patrol activity; (C) administrative activity; (D) time out of service, such as meals, or (E) workload generated directly by the police officer, such as traffic or parking citations.

Calls for Service relate to almost every facet of the police operation. They include the investigation of miscellaneous complaints, the investigation of traffic collisions, the preliminary investigation of crimes, and a myriad of other services provided to the general public.

From January 1, 2021 until June 30, 2021, the department received a total of 6,993 calls for service that received incident numbers. These calls include 911 calls, traffic stops, and other public service requests.

**Total Incidents
January through June**



Index Crimes

	Murder	Sexual Assault	Robbery	Agg. Assault Battery	Burglary	Theft	Vehicle Theft	Arson	Month Total
Jan.	0	0	0	2	2	135	0	0	139
Feb.	0	0	0	0	3	46	1	0	50
Mar.	0	0	0	0	0	40	0	0	40
Apr.	0	1	0	0	1	20	0	0	22
May	0	1	0	0	0	16	1	0	18
Jun.	0	1	0	0	2	23	0	0	26
Total	0	3	0	2	8	280	2	0	295

Index Crimes are used to indicate the amount of serious crimes in a given jurisdiction as defined by the International Association of Chiefs of Police Committee on Uniform Crime Reports. Index Crimes include the following “Violent Crimes”: murder, criminal sexual assault, robbery, aggravated battery and aggravated assault; and the following “Property Crimes”: burglary, theft, motor vehicle theft and arson.

The Crime Index is the total number of Index Offenses occurring within a jurisdiction during a specified time period. In the first half of 2021, Deerfield’s Crime Index was 295. In 2020, the Crime Index was 75 for the same time period.

In 2021, an addition was made to the Theft category to include Identity Theft which caused a substantial increase to the total number of Thefts and overall Crime Index.

The categories that make up the Crime Index include the following offenses:

Murder includes First Degree Murder, Second Degree Murder and Non-negligent Manslaughter.

Criminal Sexual Assault includes Criminal

Sexual Assault, Aggravated Criminal Sexual Assault, Forcible Sodomy and Criminal Sexual Assault with an Object.

Robbery includes Armed Robbery, Robbery, Vehicular Hijacking and Aggravated Vehicular Hijacking.

Aggravated Assault/Battery includes Aggravated Battery, Heinous Battery, Aggravated Battery of a Child, Ritual Mutilation, Aggravated Battery of a Senior Citizen, Attempted First Degree Murder and Attempted Second Degree Murder.

Burglary includes Commercial Burglary, Residential Burglary and Home Invasion.

Theft includes Identity Theft, Theft from Motor Vehicle, of Motor Vehicle Parts or Accessories, Burglary from Motor Vehicle, of Motor Vehicle Parts or Accessories, Theft Over \$300, Theft \$300 and Under, Retail Theft, Delivery Container Theft, Pocket-Picking, Purse Snatching, Theft from Building and Theft from Coin Operated Machine or Device.

Motor Vehicle Theft includes only Motor Vehicle Thefts.

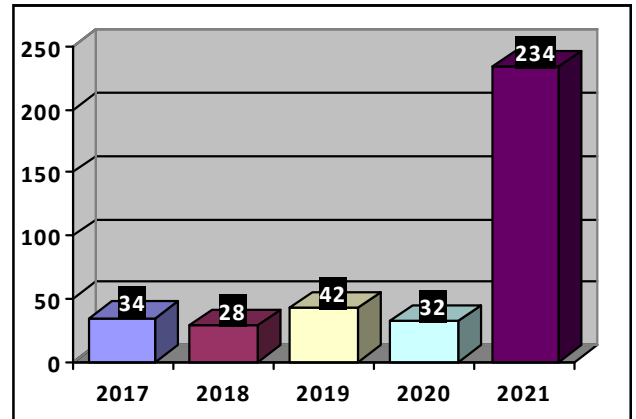
Arson includes Arson and Aggravated Arson.

Property Crimes

Identity Theft

Reports of Identity Theft spiked partially due to the unemployment scams linked to the COVID pandemic. Police Departments nationwide saw a drastic amount of identity theft reports once the relief package passed congress. In the last six months of 2020 (July – December) Deerfield Police Officers took 386 identity theft report as opposed to the 32 reports taken in the first half of the year prior to the start relief package payouts.

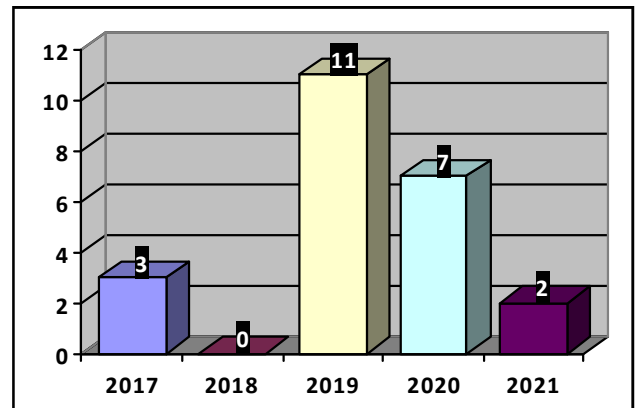
Identity Thefts by Year
January through June



Auto Theft

Auto Theft and Burglary to Auto incidents continue to occur throughout Deerfield and neighboring communities. In the first half of 2021 there were 2 reported instances of auto theft; down from 7 the previous year.

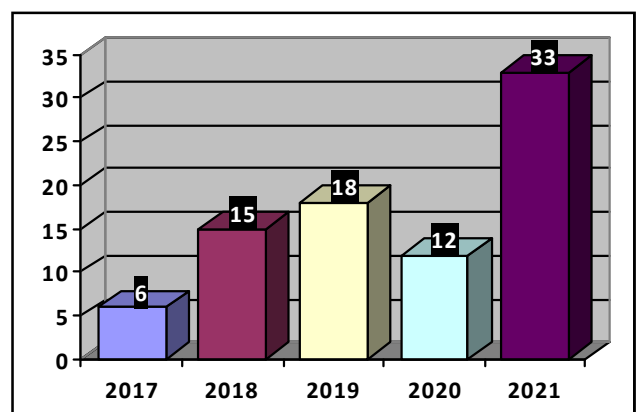
Auto Thefts by Year
January through June



Criminal Damage To Property

There were 33 incidents of theft in the first half of 2021; the highest number for this time period in the last 5 years.

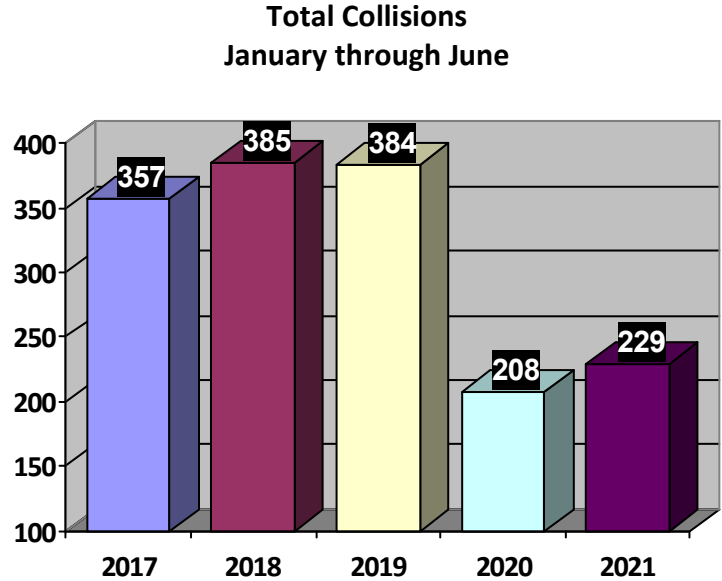
Criminal Damage to Property by Year
January through June



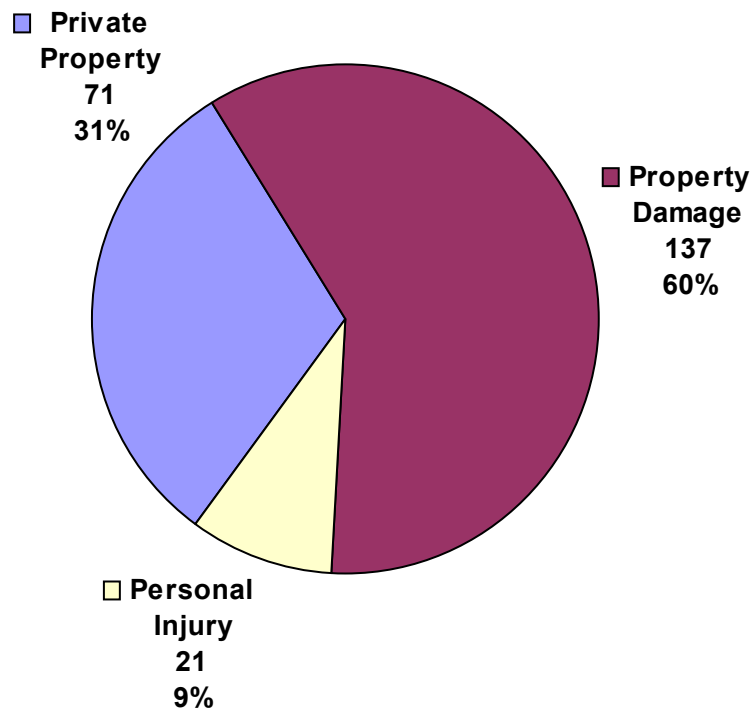
Traffic Collisions

An important objective of the Police Department is to develop a selective traffic enforcement program directed toward high traffic collision locations, specific violations that cause crashes and the times/days with greater numbers of collisions.

In the first half of 2021 there were 229 traffic collisions.



Traffic Collisions By Type January through June



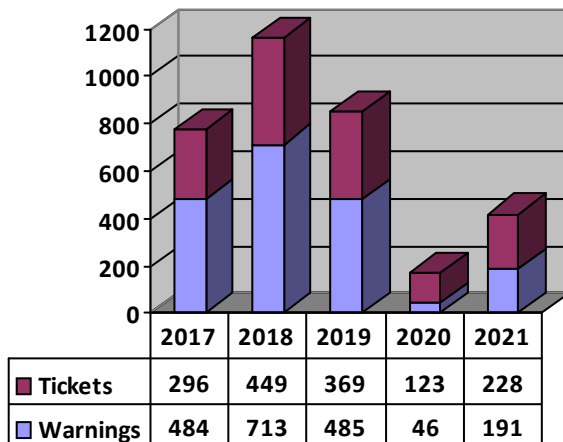
Citations

Year	Traffic Citations	Warning Citations
2017	1,368	3,109
2018	1,980	4,120
2019	1,826	3,566
2020	544	1,551
2021	804	1,341

Cell Phone Enforcement

For the period of January 1, 2021 through June 30, 2021 the department issued 419 citations for cell phone violations (191 warnings and 228 traffic citations).

Cell Phone Citations (Traffic & Warning)
January through June



Parking Tickets

The following table lists the disposition of all parking tickets issued from January 1, 2021 through June 30, 2021. Of 200 total parking tickets written, 27 were voided. Of the 173 remaining, 40 are outstanding or unpaid, resulting in a payment compliance rate of 76.9%.

Ticket Disposition	Number of Tickets
Paid	133
Unpaid	21
Paid – Collection Agency	0
Final Notice Sent	19
Court Date Assigned	0
Void – Beyond Control	1
Void – Improperly Issued / Officer Error	7
Void – Deceased	0
Void – SOS Error	0
Void – All Others	19
Returned by Post Office	0
Not on File	0
Sent to Collections	0
Total Issued	200

Monthly Statistical Summary

	Year	Jan.	Feb.	Mar.	Apr.	May	Jun.	Total
CALLS FOR SERVICE (Incidents Only)	2017	969	1466	1604	1701	1942	2134	9,816
	2018	1887	1382	1718	1860	2045	1761	10,653
	2019	1661	1597	1703	1761	1652	1640	10,014
	2020	1633	1416	897	469	603	789	5,807
	2021	1058	784	1151	1380	1232	1388	6,993
CRIMES								
HOMICIDE	2017	0	0	0	0	0	0	0
	2018	0	0	0	0	0	0	0
	2019	0	0	0	0	0	0	0
	2020	0	0	0	0	0	0	0
	2021	0	0	0	0	0	0	0
SEXUAL ASSAULT	2017	0	0	0	0	1	0	1
	2018	0	0	0	0	0	0	0
	2019	0	0	0	0	1	0	1
	2020	0	0	0	0	0	0	0
	2021	0	0	0	1	1	1	3
ROBBERY	2017	0	0	0	0	0	0	0
	2018	0	0	1	0	0	0	1
	2019	0	0	0	0	0	0	0
	2020	0	0	0	0	0	1	1
	2021	0	0	0	0	0	0	0
ASSAULT AND BATTERY	2017	0	0	1	1	0	0	2
	2018	0	0	0	0	0	0	0
	2019	0	0	0	0	1	0	1
	2020	0	0	0	0	0	0	0
	2021	2	0	0	0	0	0	2
BURGLARY	2017	3	2	0	1	1	3	10
	2018	1	0	1	2	4	1	9
	2019	0	0	2	0	1	0	3
	2020	2	1	0	0	2	0	5
	2021	2	3	0	1	0	2	8
THEFT	2017	5	5	5	3	11	4	33
	2018	11	3	9	9	12	13	57
	2019	6	11	7	3	7	6	40
	2020	6	12	4	3	6	31	62
	2021	135	46	40	20	16	23	280

Monthly Statistical Summary

	Year	Jan.	Feb.	Mar.	Apr.	May	Jun.	Total
AUTO THEFT	2017	0	1	0	0	1	1	3
	2018	0	0	0	0	0	0	0
	2019	4	3	1	2	0	1	11
	2020	1	2	0	0	0	4	7
	2021	0	1	0	0	1	0	2
ARSON	2017	0	0	0	0	0	0	0
	2018	0	0	0	0	0	0	0
	2019	0	0	0	0	0	0	0
	2020	0	0	0	0	0	0	0
	2021	0	0	0	0	0	0	0
CRIMINAL DAMAGE TO PROPERTY	2017	0	0	0	3	1	2	6
	2018	1	4	4	1	2	3	15
	2019	3	6	1	3	0	5	18
	2020	1	6	2	0	3	0	12
	2021	5	2	2	0	12	12	33
TRAFFIC PROPERTY DAMAGE ACCIDENTS	2017	31	23	29	27	44	45	199
	2018	46	36	31	37	40	43	233
	2019	42	35	26	30	57	55	245
	2020	34	25	25	4	12	22	122
	2021	31	29	9	21	23	24	137
PRIVATE PROPERTY ACCIDENTS	2017	18	21	19	15	21	25	119
	2018	16	25	23	13	25	23	125
	2019	19	10	16	10	21	24	100
	2020	15	15	12	7	7	8	64
	2021	11	8	8	12	17	15	71
PERSONAL INJURY ACCIDENTS	2017	4	12	5	1	8	9	39
	2018	4	1	3	8	5	6	27
	2019	4	5	4	4	8	14	39
	2020	5	5	3	2	3	4	22
	2021	2	5	2	3	3	6	21
D.U.I.	2017	4	3	1	4	1	3	16
	2018	5	3	3	6	4	5	26
	2019	1	0	0	2	4	5	12
	2020	4	0	2	2	1	1	10
	2021	1	1	0	2	6	0	10
TRAFFIC TICKETS	2017	212	193	212	244	241	266	1,368
	2018	342	222	319	430	387	280	1980
	2019	236	264	326	441	324	235	1826
	2020	203	152	99	9	14	67	544
	2021	64	59	66	339	100	176	804